


Folding Display Boards


User Guide

a.




Take the 1st set of panels (with connecting clips) and open out until a stable shape is achieved (ensure the connecting clips are at the top of the panels).


b.



Lift the 2nd set of 3 panels and place onto of the first set of panels.

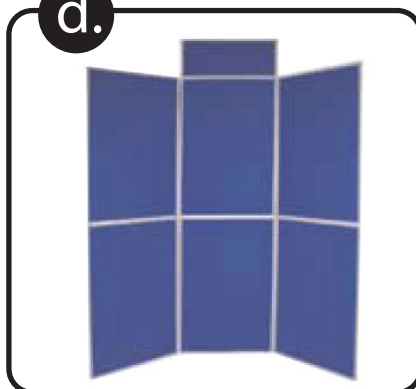


c.




Push the top set of panels downward onto each panel to secure the connecting clips.

d.



Fit header panel to the top centre panel. Push header downward to secure the connecting clips.

e.



Finally clip header caps to both vertical sides of the header panel.